

Flygtningenævnets baggrundsmateriale

Bilagsnr.:	928
Land:	Sudan
Kilde:	IOM
Titel:	Two Years of Conflict in Sudan: Visualizing the World's Largest Displacement Crisis
Udgivet:	15. april 2025
Optaget på baggrundsmaterialet:	13. november 2025



**Two Years of Conflict in Sudan:
Visualizing the World's Largest Displacement Crisis**

APRIL 2023 - APRIL 2025



DISPLACEMENT
TRACKING MATRIX (DTM)

OVERVIEW

As the conflict in Sudan enters its third year, nearly **one third of the population** remains displaced, with over 15 million individuals remain displaced internally or across borders.¹ The number of internally displaced persons (IDPs) in Sudan has tripled during the conflict, with over 11.3 million IDPs recorded in April 2025 — **the largest displacement crisis in the world.**² Nearly 4 million individuals were displaced to neighbouring countries since April 2023.³

During the second year of conflict, the total number of IDPs **increased by 13 per cent** while the number of **individuals displaced across borders nearly doubled.**⁴ On-going conflict across North Darfur and clashes across Sennar and Aj Jazirah states triggered waves of displacement throughout the year, while floods or heavy rains across 15 different states displaced nearly 200,000 individuals between June and August 2024.⁵

After nearly two years of rising displacement, DTM recorded the **first decrease in total IDPs** in March 2025 as individuals began to return to Sennar, Aj Jazirah, and Khartoum states. DTM field teams recorded **nearly 400,000 returnees** from internal displacement as well as increased return movements from neighbouring countries.⁶ DTM anticipates that millions of displaced households will return to areas of origin as the conflict enters a third year, depending on unfolding dynamics.

11,301,340

Internally displaced persons were recorded across 10,285 locations, 186 localities, and 18 states in Sudan.




3,924,086

Individuals crossed borders into neighbouring countries.



13%

The total number of IDPs in Sudan increased by 13 per cent during the second year of the conflict, from 9.9 million in April 2024 to 11.3 million in April 2025.



3X

The total number of internally displaced persons in Sudan has tripled since the onset of conflict in April 2023.



396,738

Returnees were recorded across Aj Jazirah (66%), Sennar (29%), and Khartoum (5%) as of 04 March 2025.



15%

Sudan hosts 15 per cent of all IDPs in the entire world.⁷



1. This figure represents estimates from the total IDP population reported in [DTM Sudan Mobility Update \(16\)](#) and the estimated population of Sudan as reported in the [Humanitarian Needs and Response Plan and the Regional Refugee Response Plan \(February 2024\)](#).
2. DTM Sudan defines an internally displaced person (IDP) as any person who has been forced or obliged to flee from their habitual residence due to an event dating from 2003 onwards.
3. Data on cross-border movement is collected from various sources. For further information, see [DTM Sudan Mobility Update \(16\)](#).
4. The 13 per cent increase in total IDPs represents the difference between estimated total IDP population as of 12 March 2025 and the estimated total IDP population as of 08 May 2025. The estimated number of individual who experienced displacement during the second year of conflict is likely higher than the difference in total number of IDPs as many IDPs were displaced for a second or third time.
5. For further information, see [DTM Sudan Focused Flash Alert: North Darfur \(Update 006\)](#); [Focused Flash Alert: Sennar \(Update 001\)](#); [Focused Flash Alert: Aj Jazirah \(Update 001\)](#); and [Natural Hazard Displacement Overview 2024](#).
6. For further information, see [DTM Return Monitoring Snapshot \(002\)](#) and [Return Monitoring Alert \(Update 01\)](#).
7. Estimates are drawn from the total population of IDPs in Sudan compared to the total estimated population of IDPs worldwide, as reported by the [Internal Displacement Monitoring Centre](#). See [2024 Global Report on Internal Displacement](#).

TIMELINE

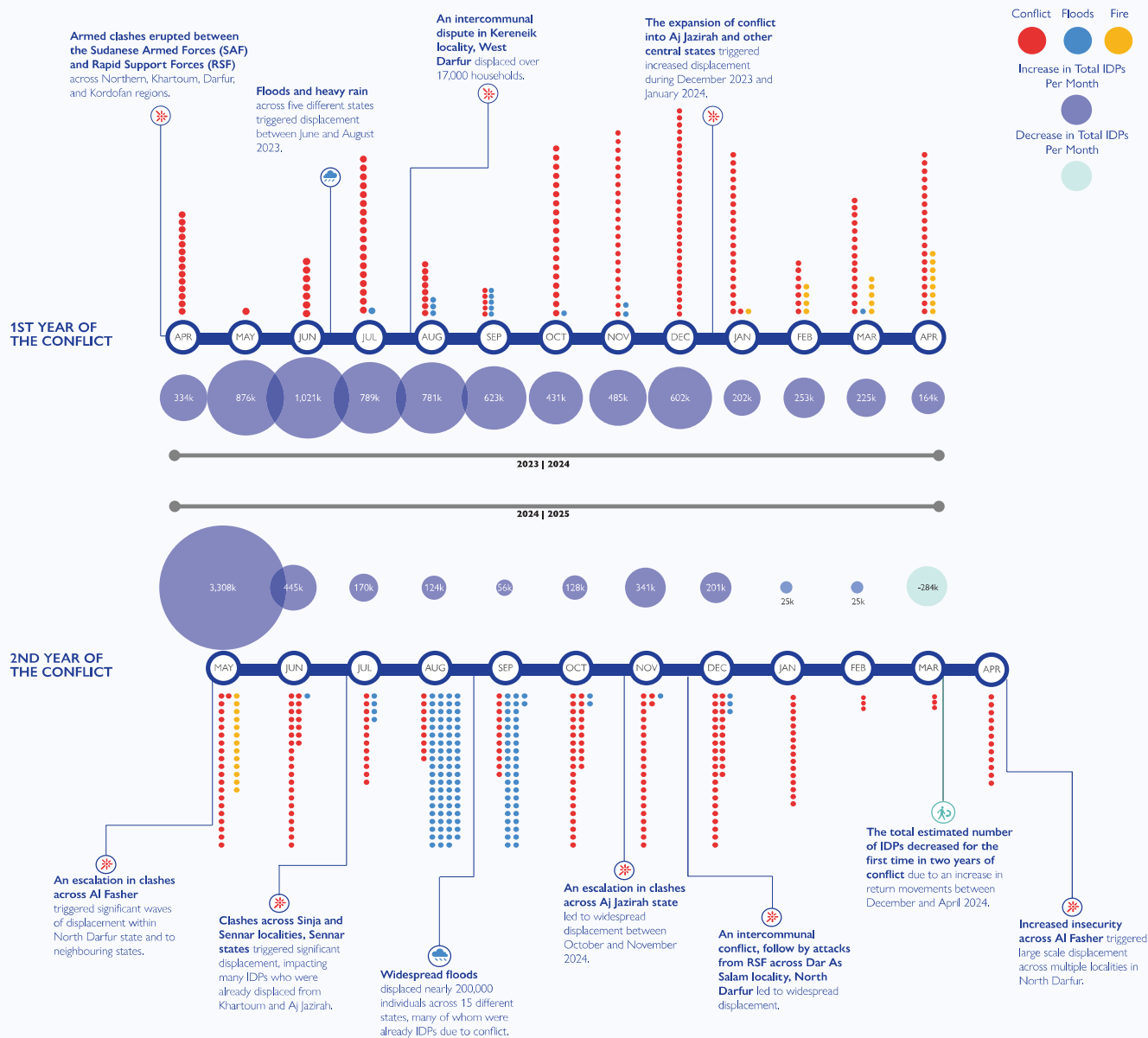


Figure 1: Timeline of Internal Displacement in Sudan Since 15 April 2023.

Figure 1 represents events triggering sudden displacement in Sudan, as reported by DTM Early Warning Flash Alerts. The figure for difference in total IDPs per month represents the difference in total IDPs, comparing DTM datasets from each month. The number does not represent the total individuals who experienced displacement each month since many individuals were displaced a second or third time throughout the conflict. The text only describes a few major displacement events. All Early Warning Flash Alerts are distributed via the [DTM Sudan mailing list](#), while all reports and datasets are available on the [DTM-IOM website](#). Due to funding constraints, DTM had to significantly reduce data collection activities and the reporting of Early Warning Flash Alerts between January and March 2025.

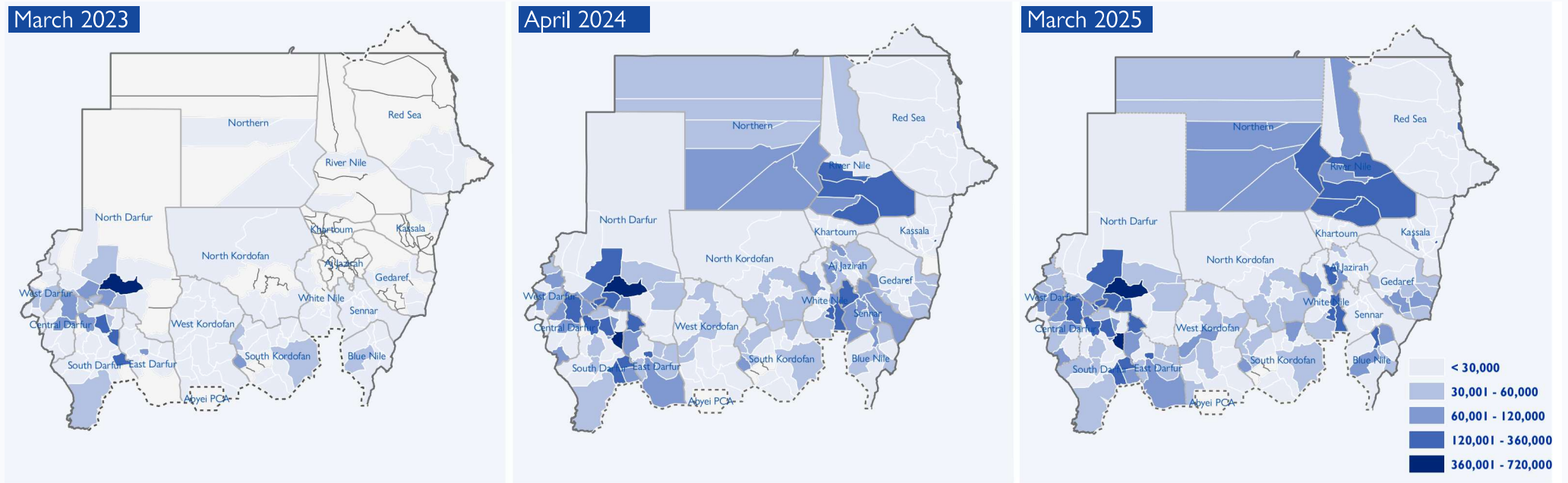


Figure 2: Estimated IDPs by Locality of Displacement

All maps are for illustration purposes only. Names and boundaries on maps do not imply official endorsement or acceptance by the IOM.

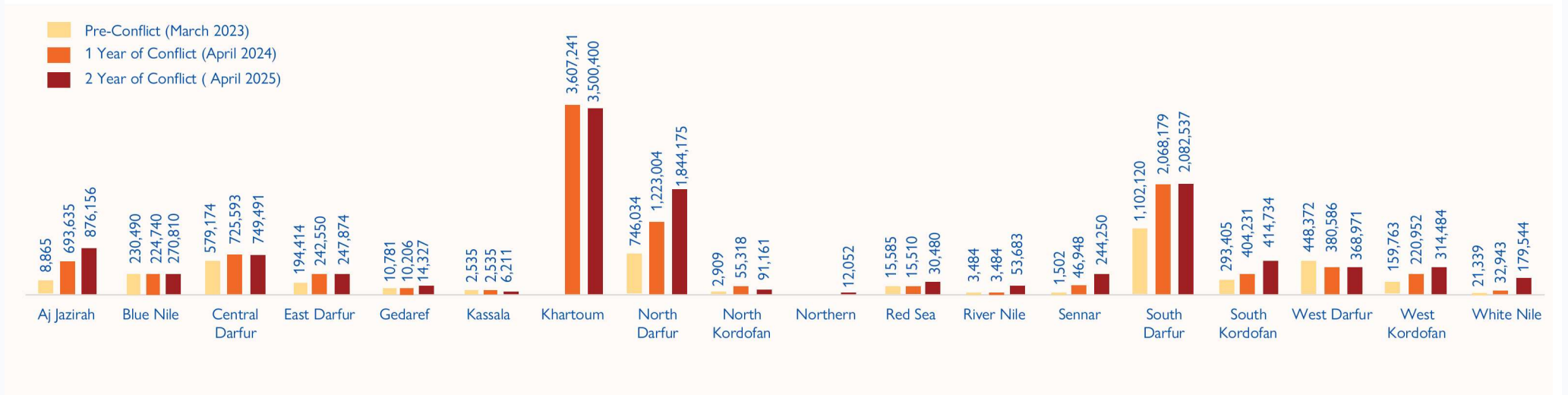
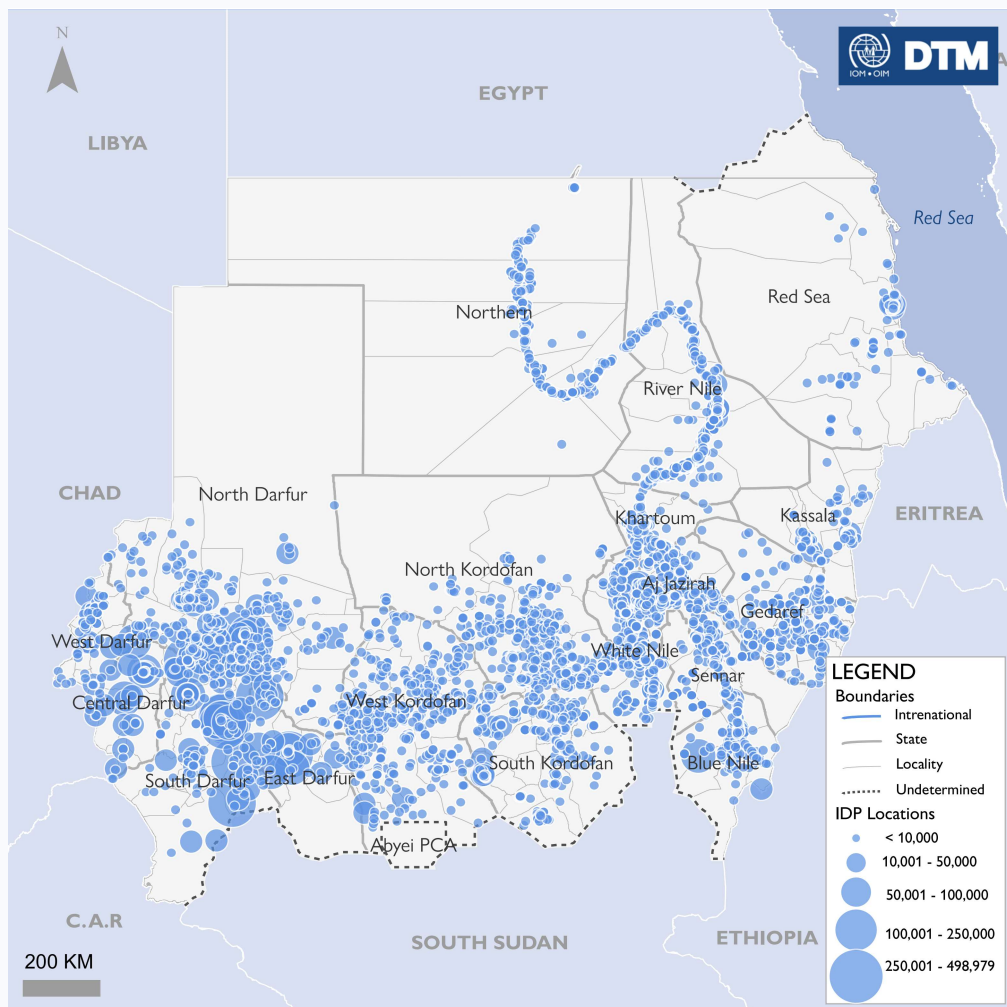


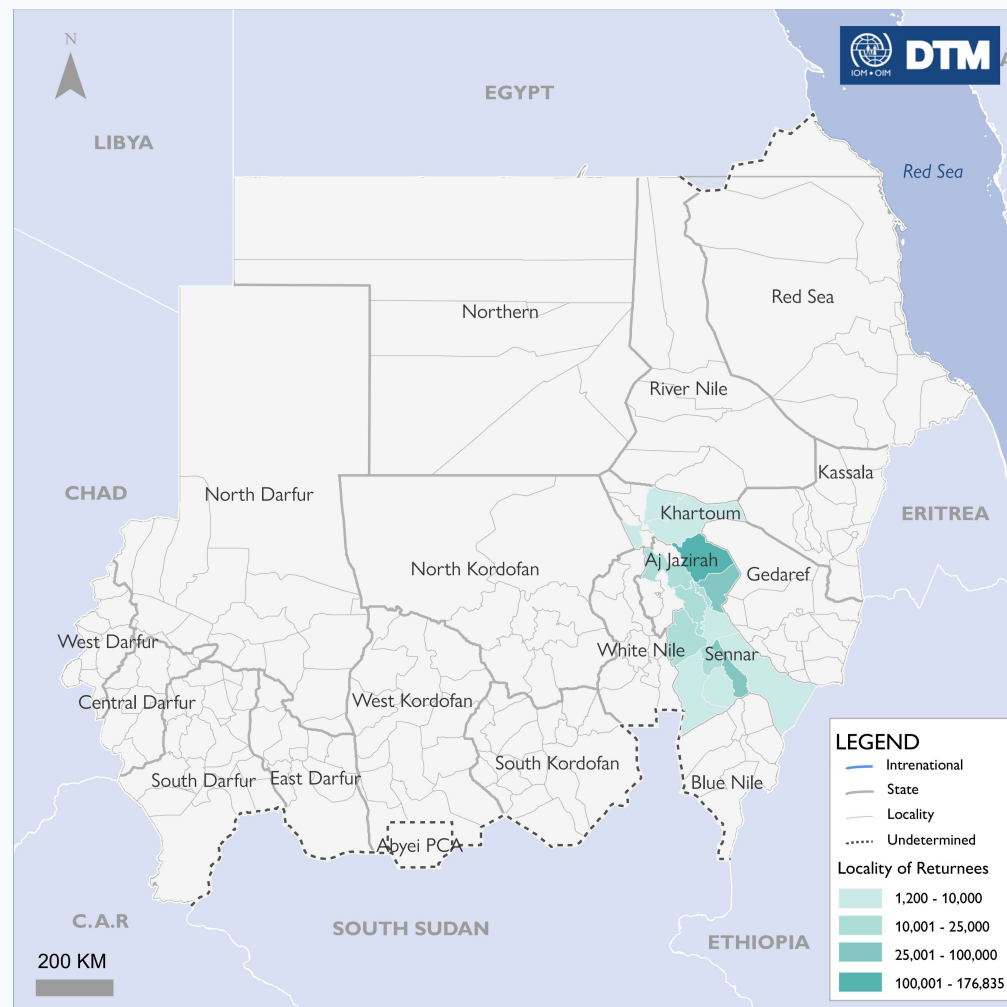
Figure 3: Estimated IDPs by State of Origin



Map 1: Reported Locations of IDPs, 12 March 2025

This map is for illustration purposes only. Names and boundaries on this map do not imply official endorsement or acceptance by the IOM.

As of 12 March 2025, DTM field teams recorded **11,301,340 IDPs** across **10,285 locations** in 184 localities across all 18 states.⁸ The highest proportion of IDPs were hosted in South Darfur (16%), North Darfur (16%), and River Nile (8%) states.



Map 2: Reported Locations of Returnees, 4 March 2025

This map is for illustration purposes only. Names and boundaries on this map do not imply official endorsement or acceptance by the IOM.

As of 4 March 2025, DTM field teams recorded an estimated **396,738 returnees** across locations in Aj Jazirah (66%), Sennar (29%), and Khartoum (5%) states.⁹

8. Data from [DTM Sudan Mobility Update \(16\)](#). Datasets disaggregated on an Admin 2 (locality) level are available directly on the [DTM Sudan website](#). Datasets disaggregated on an Admin 3 (location) level are available upon request via a [Data Access Form](#).

9. For further information, see [DTM Sudan Return Monitoring Snapshot \(02\)](#).

Table 1: Estimated IDPs Per State of Displacement

Datasets disaggregated on an Admin 2 (locality) level are available directly on the [DTM Sudan website](#). Datasets disaggregated on an Admin 3 (location) level are available upon request via a [Data Access Form](#).

STATE OF DISPLACEMENT	PRE-CONFLICT MARCH 2023	ONE YEAR OF CONFLICT APRIL 2024	TWO YEARS OF CONFLICT APRIL 2025	PERCENT CHANGE DURING SECOND YEAR OF CONFLICT
Aj Jazirah	15,479	370,894	331,531	-11% ↓
Blue Nile	146,111	293,862	456,465	55% ↑
Central Darfur	501,659	852,223	929,977	9% ↑
East Darfur	123,900	757,123	793,948	5% ↑
Gedaref	24,626	539,064	852,626	58% ↑
Kassala	2,500	210,393	318,415	51% ↑
Khartoum	-	82,592	105,380	28% ↑
North Darfur	859,323	1,279,699	1,786,909	40% ↑
North Kordofan	40,507	194,624	199,248	2% ↑
Northern	4,357	392,399	567,174	45% ↑
Red Sea	15,620	261,290	244,306	-7% ↓
River Nile	3,484	726,216	935,723	29% ↑
Sennar	54,698	579,198	130,614	-77% ↓
South Darfur	1,079,989	1,812,264	1,837,706	1% ↑
South Kordofan	261,781	429,152	447,459	4% ↑
West Darfur	479,135	299,387	309,227	3% ↑
West Kordofan	161,668	300,470	406,093	35% ↑
White Nile	45,935	576,805	648,539	12% ↑
Total	3,820,772	9,957,655	11,301,340	13%

METHODOLOGY

The Displacement Tracking Matrix (DTM) is a suite of methodological tools used to track and monitor displacement. DTM Sudan collects primary data via a network of nearly 500 enumerators and over 8,000 key informants across over 10,000 locations in Sudan, with a focus on providing the best estimates for the wider humanitarian community. This report relies on DTM Mobility Tracking and Flow Monitoring methodologies.

Data on flows into neighbouring countries is collected from various sources: Central African Republic (IOM, UNHCR, National Commission for Refugees); Chad (IOM, UNHCR); Egypt (Egypt Ministry of Foreign Affairs); Ethiopia (IOM); Libya (IOM); South Sudan (IOM, UNHCR).

For further information, see [DTM Methodological Note](#).

All reports and accompanying datasets are available on the [DTM-IOM website](#). Datasets disaggregated on an Admin 2 (locality) level are available directly on the website. Datasets disaggregated on an Admin 3 (location) level are available upon request via a [Data Access Form](#).

DISCLAIMER

DTM Sudan is a suite of methodological tools which aims to track and monitor displacement. DTM collects primary data, with a focus on providing the best estimates for the humanitarian community.

Due to on-going insecurity, DTM collects data through a combination of both in-person and remote interviews with key informants across its network. Figures should be understood as preliminary estimates and are subject to change pending future verification exercises. Figures throughout the report may not equal 100 per cent due to rounding.

With the support of:

